



Marborex[®]
wall and ceiling panels

Marborex[®]

Renovate and redecorate with Marborex wall and ceiling panels for a total room transformation.

Ranging from crisp, clean, sleek designs to vintage inspired encaustic tile arrangements.



Marborex wall and ceiling panels can be installed over the top of existing tiles. They require no grout and save time, making it possible to transform a room in half the time usually required for tiling.



Style and practicality join forces with Marbrex waterproof panels. Ideal for bathrooms, kitchens and other rooms in the home, these durable and low maintenance panels put the fun into functional.

The honeycomb construction of these waterproof and hygienic panels help to reduce condensation and therefore eliminate mould growth.






The semi-matt, metallic finish of Fired Earth provides a dramatic, yet glamorous backdrop in a bathroom. The crisp white lines of a bathroom suite pop against these striking panels!

fired earth

Marble has and always will be a classic material for use with its luxurious and clean finish in the home. Our Florence and Roma designs achieve the designer demeanor of marble without the associated price tag.




florence and roma

ciment



ciment deux



The Ciment range allows for originality with its co-ordinating tile designs. These can be used to create zones in a room while maintaining a sense of cohesion.

ciment and ciment deux

Metro style wall tiles are identified as an iconic and classic part of interiors worldwide.

Achieve the look with either our crisp, bevel edged Subway tile design or our glazed Artisan tile finish.




subway and artisan



The White and Taupe Dune stone tile effect panels have a modern matt finish providing a sense of elegant sophistication in a room.

white dune

This offset tile effect adds subtle, timeless interest to walls.



taupe dune



Travertine stone remains an excellent choice when it comes to bathroom design. The soft, muted tones of the Travertine Classic and Mosaic wall panels create a neutral, calming backdrop in a bathroom.

travertine classic and mosaic

The neutral yet striking 3D effect of the matt Grey Mosaic tile design adds stunning interest to a bathroom. The variegated shades of the grey stone tiles offset bathroom furniture beautifully.




grey mosaic



The modern, matt finish featured on the Whitestone, Moonstone and Sandstone wall designs contributes to their natural stone appearance.

whitestone

The panels are available with two different sizes of offset tile designs. These can be used imaginatively to create zones in a room.



moonstone



Marbrex is an elegant paneling system for the walls and ceilings of the home or business premises. It is practical, waterproof and simple to install.

white wood


Covering all bases, designs range from modern to traditional in a variety of colours.




finishing accessories

TRIMS for 250mm & 375mm boards

code	colour	length (mm)	
End Cap			
DC18104	White	2600mm	

External Corner			
DC17104	White	2600mm	

Multipurpose Trim			
DC19104	White	2600mm	


TRIMS for 350mm & 375mm boards


Clip-on End Cap			
DC55C18	Grey	2600mm	
DC55C03	Carbon	2600mm	
DC55B51	Ivory	2600mm	
DC55B50	Incense	2600mm	

Universal Corner			
DC82C18	Grey	2600mm	
DC82C03	Carbon	2600mm	
DC82B51	Ivory	2600mm	
DC82B50	Incense	2600mm	
(clip-on internal and external corner profile)			

SKIRTINGS & CORNICE

code	colour	length (mm)	
Cornice			
DC57104	White	2600mm	

95mm Ogee Skirting			
DC21195	White	2500mm	

70mm Skirting			
DC21196	White	2500mm	



ogee skirting

TRIM Colours



white

ivory

grey

carbon

incense

wall and ceiling panels

wall panels - 250mm

code	description	width/length/depth (mm)
DC26274	romano beige	250 x 2600 x 10
DC26628	inari grey	250 x 2600 x 10
DC26083	alba grey	250 x 2600 x 10
DC260L6	white wood	250 x 2600 x 10

wall panels - 350mm


DC41C84	ciment	350 x 2600 x 5
DC41C85	ciment deux	350 x 2600 x 5
DC39C81	travertine classic	350 x 2600 x 5
DC39C80	travertine mosaic	350 x 2600 x 5
DC40C83	grey mosaic	350 x 2600 x 5

wall panels - 375mm


DC80028	beige marble tile	375 x 2600 x 8
DC80A87	grey marble tile	375 x 2600 x 8
DC60C46	white dune	375 x 2600 x 8
DC60C47	taupe dune	375 x 2600 x 8
DC87C12	moonstone standard tile	375 x 2600 x 8
DC87C16	sandstone standard tile	375 x 2600 x 8
DC87C15	whitestone standard tile	375 x 2600 x 8
DC88C12	moonstone large tile	375 x 2600 x 8
DC88C16	sandstone large tile	375 x 2600 x 8
DC88C15	whitestone large tile	375 x 2600 x 8
DC55B91	fired earth	375 x 2600 x 8
DC60944	florence	375 x 2600 x 8
DC37926	roma	375 x 2600 x 8
DC60890	artisan	375 x 2600 x 8
DC60906	subway	375 x 2600 x 8

ceiling panels

code	description	width/length/depth (mm)
DC40026	satın white	250 x 2600 x 10
DC40001	satın white	250 x 4000 x 10
DC28101	gloss white (including silver strip)	200 x 2700 x 10
DC28104	gloss white (including silver strip)	200 x 4000 x 10
DC25126	high gloss white	250 x 2600 x 10
DC21040	high gloss white	250 x 4000 x 10



Marbrex® colour palette






ciment



travertine mosaic



white wood




ciment deux



travertine classic



grey mosaic



alba grey



inari grey



romano beige

Every effort has been made to accurately reproduce Marbrex colours in this brochure, but due to print limitations, the colours shown may not exactly match panel colours.

Marborex®

wall and ceiling panels



Swish Building Products, Pioneer House,
Lichfield Road Ind. Estate, Tamworth, Staffordshire B79 7TF

t: (01827) 317200 **f:** (01827) 317201

e: info@marborexpanels.co.uk

www.marborexpanels.co.uk